

**Wella**  
Trend Hub



# Color Fresh Mask Temporary Colors

August 2022






# Color Fresh Mask Temporary Colors on social media...







By Danijela Ilić  
@danijelailic.wella



# Formula

## Color Formula

30g

45g  
9%

10g  
8/69

20g  
10/1

60g  
1.9%

Lilac Frost



Step 1



Step 2



Step 3



250 ml

### TIP


#### COLOR PROTECTION SHAMPOO

Before applying Color Fresh Mask, be sure to use a conditioning shampoo. ColorMotion+ Shampoo helps to lock in color while preserving hair's smoothness and shine. With Free Radicals Protection and additional anti-oxidant.





By James Earnshaw  
@jhair\_stylist



# Formula

## Color Formula

20g /17      10g /89      45g 9%

Golden Gloss



Step 1



Step 2



### TIP



#### NUTRICURLS CURLIXER BALM

For that final hit of moisture and definition for your curls try NUTRICURLS CURLIXER BALM. A nourishing leave-in curl balm for soft hold, definition and bounce. Perfect primer to reveal stunning curls. Apply uniformly to damp hair. Can be also used on dry hair for extra definition.





By James Earnshaw  
@jhair\_stylist



# Formula

## Color Formula

15g 10g 5g 60g  
10/6 7/86 0/88 1.9%

Blue



Step 1



Step 2



### TIP

#### COLOR BRILIANCE MIRICLE BB SPRAY

For prelightened hair needing more moisture try COLOR BRILIANCE MIRICLE BB SPRAY. A beautifying spray that provides color vibrancy, detangles and smoothens the hair. With Anti-Oxidant Shield Technology.





By Fergal Doyle  
@fergaldoylehair

# Formula

## Color Formula

30g  
12/0

60g  
12%

Mint



Step 1



Step 2



100ml

### TIP

#### EIMI OIL SPRITZ

Polish those waves with EIMI OIL SPRITZ. Play and create with this lightweight styling oil. Our EIMI Oil Spritz gives your hair insta-ready shine.

#### HOW TO USE:

Spray evenly through mid-lengths and ends on damp hair and let dry naturally or blow dry. Top up on dry hair for insta-ready shine.





By Loren Waugh  
@hairbylorenwaugh



# Formula

## Color Formula

Rose Blaze




### TIP

#### FUSION INTENSE REPAIR MASK

For best results from Rose Blaze be sure to prelighten the hair first. And prelightened hair needs repair. Take home FUSION INTENSE REPAIR MASK. This luxurious creamy mask helps to repair and protect against breakage. With intense conditioning ingredients and silk amino acids.





For more inspiration, follow us on Instagram at **@wellahair**



For more inspiration on the techniques and step by steps, visit **wella.com/education**



To buy the products mentioned in the above formulas, go to **wellastore.com**

