



#RoseBlonde



8/35



9/75

NEW



SUBTLE ROSE SHADES
with a luminous shine

COLOR FORMULAS

Freelights Powder + Freelights Developer

A: 30g  + 45g 


Color Touch + Color Touch Emulsion

B: 20g  + 40g 

C: 20g  + 40g 



1 Divide the hair into two sections, one on each side and leave out the hair at the nape.



2 Starting at the front, apply **formula A** to the lengths and ends. Use foils to prevent the lightener from touching the hair around it. Continue towards the crown area.



3 Repeat on the other side working from front hairline to crown.
Use your fingers to blend **formula A** onto the surface of the hair for a seamless transition.

Develop until a level 9/0 is achieved. Shampoo and neutralize with **Blondor Seal and Care**.



4 Apply **formula B** to the root area, stretch the color over the line of regrowth for a seamless, blended finish.

Develop, rinse, shampoo and neutralize with **Color Motion Express Post Color Treatment**.

